

Customer explanation

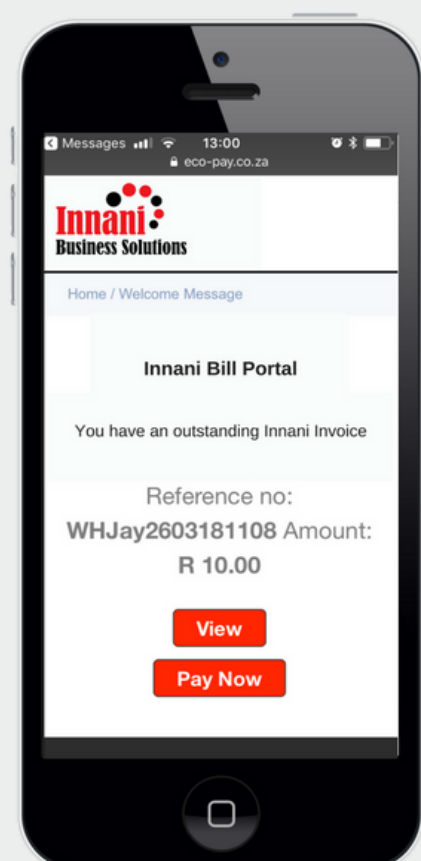
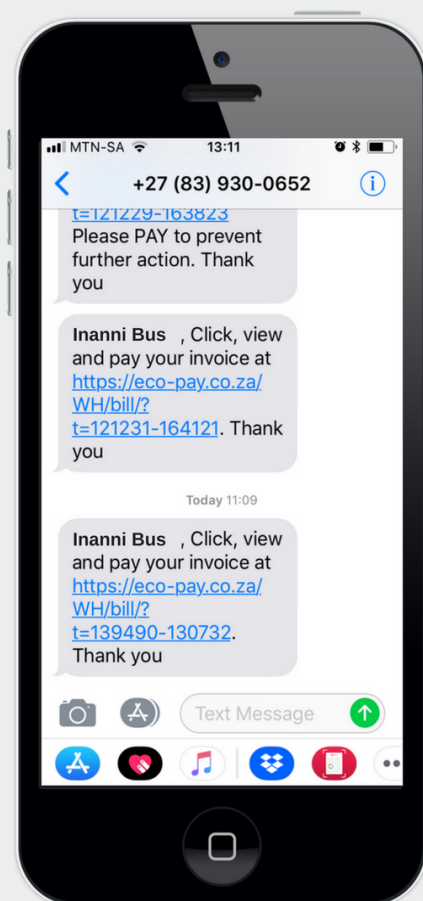
MAKING PAYMENT



You will receive an SMS ●

Click the link to view your bill.

<https://eco-pay.co.za/WH/bill/?t=139490-130732>.



● The details of your bill will open in your browser

You can either click:

View to view your tax invoice, OR

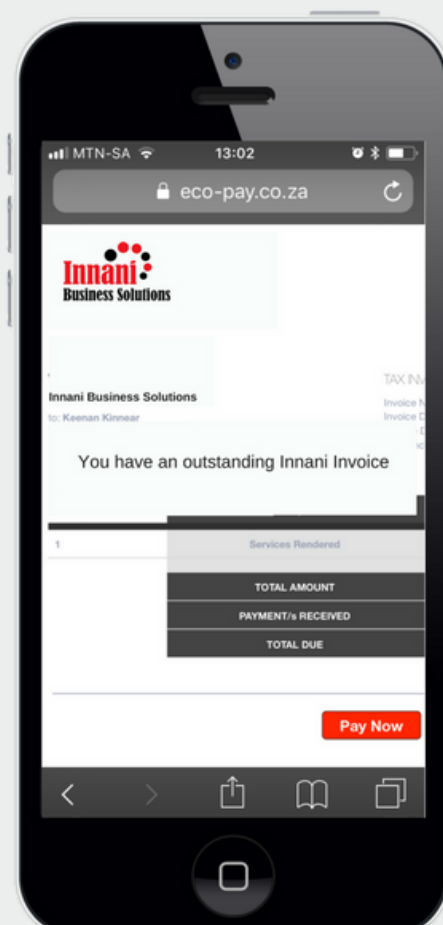
Pay Now to go straight ahead and make payment!

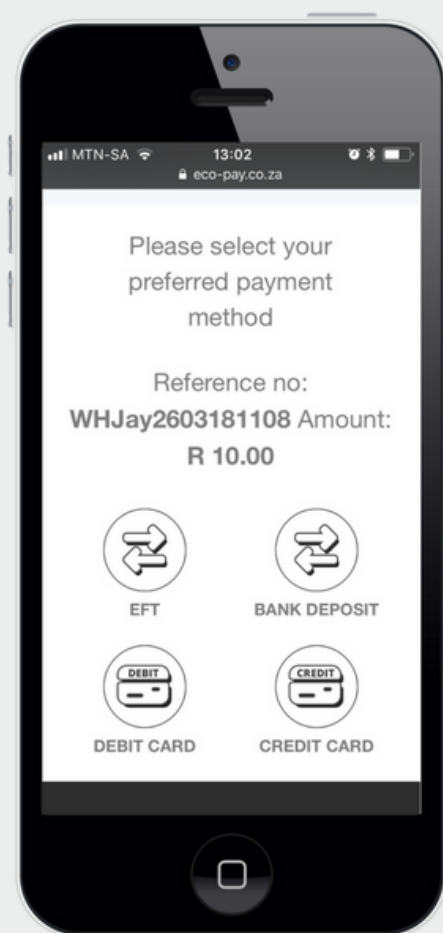
Viewing your Bill ●

Your tax invoice will be displayed here.

You can then either go back or go straight to making payment by

pressing **Pay Now**





● Payment options screen

After clicking **Pay Now** you will arrive at this screen.

Select either of the following:



EFT payment from your bank



Bank Deposit over the counter or at an ATM (cardless)



Debit Card (secure payment)



Credit Card (secure payment)

EFT and Bank Deposit ●

When selecting either EFT or cash deposit you must first select the bank you want to use:

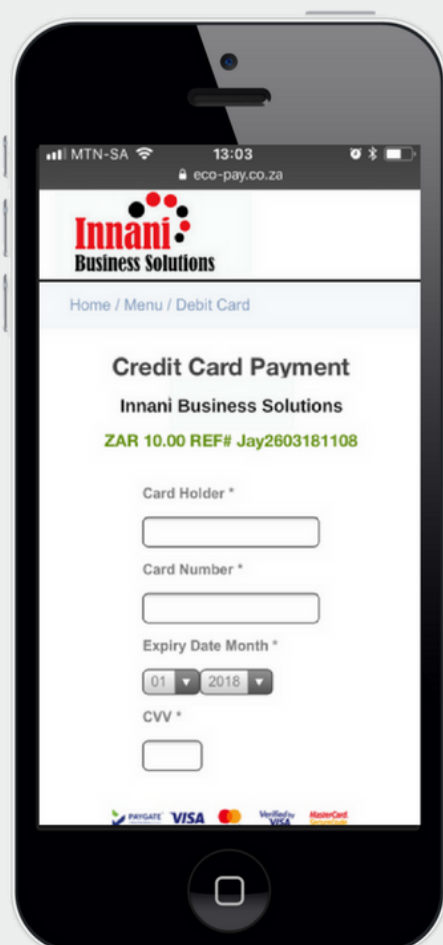
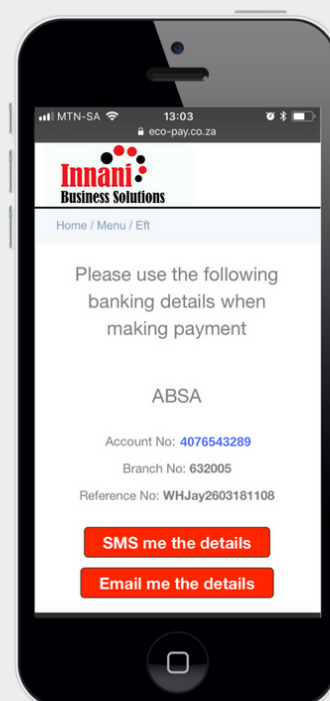
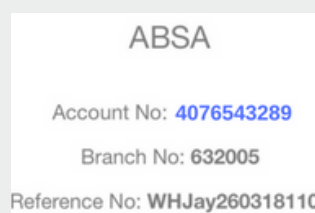
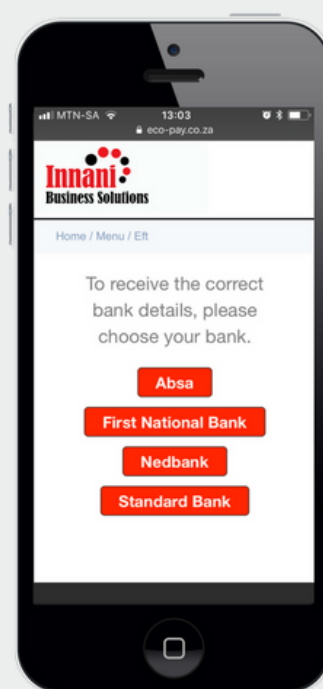
In this case we are using Absa Bank



Thereafter you will be given the bank details as well as a unique reference number to be used.

The bill issuer (to whom you are making payment) will now be made aware of the fact that they should be expecting a cash deposit or EFT.

You can also SMS or Email these details to yourself in order to use them later!



● Debit Card & Credit Card

The easiest and quickest way to make your payment!

Enter the card details (these can also be saved to your smart phone)

Enter the CVC number on the back of the card.

A secure payment based on international security standards is then made from your account.

Remember!! It is likely that you will be prompted to enter an OTP or other kind of authentication before the payment is processed.

